

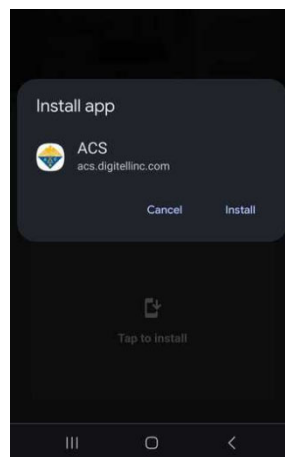
ACS Fall 2024 Mobile App -Android

Stay Connected to ACS Fall 2024!


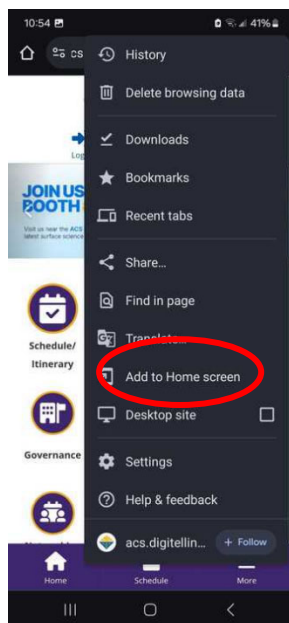
No app store hassle required! Simply follow the QR code on your mobile device or the steps from this flyer. You'll get a prompt to add it to your home screen for quick access. Don't forget step 3 and 5 to receive notifications and to connect to the other attendees.

Step 1: Go to acs.digitellinc.com or use the QR Code. Click the "Install" button that pops up.

Step 2: Follow the directions at the bottom of the screen.

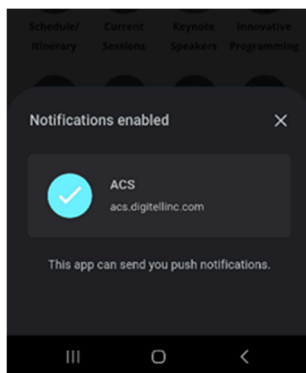
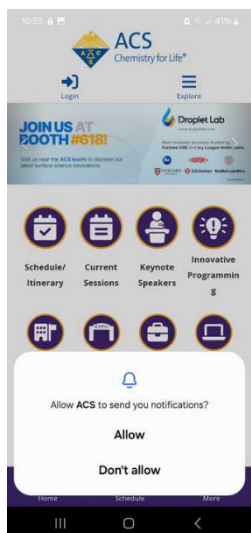


Step 2 continued: Follow these steps if you do not receive the prompts for installing.



ACS Fall 2024 Mobile App -Android

Step 3: Remember to turn on your notifications for the app to stay current on information for the meeting.



Step 4: Log-In with your ACS ID, the same one you used to register for the meeting.

A screenshot of the ACS mobile app login screen. The top status bar shows the time 10:16 and the URL sso.acs.org. The ACS logo is at the top. Below it, the text 'Log In' is followed by 'User Name' and 'Password' labels. There are two input fields for these fields. A yellow 'Log In' button is at the bottom. Below the button are links for 'Forgot User Name or Password?' and 'Help'. At the very bottom, there is a link: 'Don't have an ACS ID? Create one today'.

Step 5: Select Attendees on the home screen and then edit profile and privacy setting to allow yourself to be searchable by other attendees.

A screenshot of the ACS mobile app home screen. The top status bar shows the time 6:20 and the URL sso.acs.org. The ACS logo is at the top. Below it, there are icons for 'Messages', 'Notifications', and 'Explore'. A large banner for 'ACS FALL 2024 ELEVATING CHEMISTRY' is visible. Below the banner is a blue button labeled 'EDIT PROFILE AND PRIVACY SETTINGS'. Underneath is a search bar with a 'Search' label and a 'Sort By' dropdown menu set to 'Last Name'. There are 'SEARCH' and 'RESET' buttons. At the bottom, a green box contains a checkmark icon and the text: 'Only attendees that have chosen to participate in networking by making their profile visible will appear in this list.'